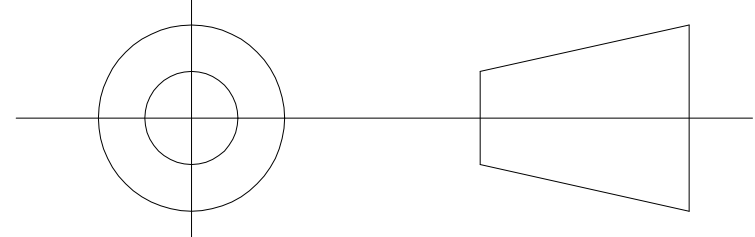
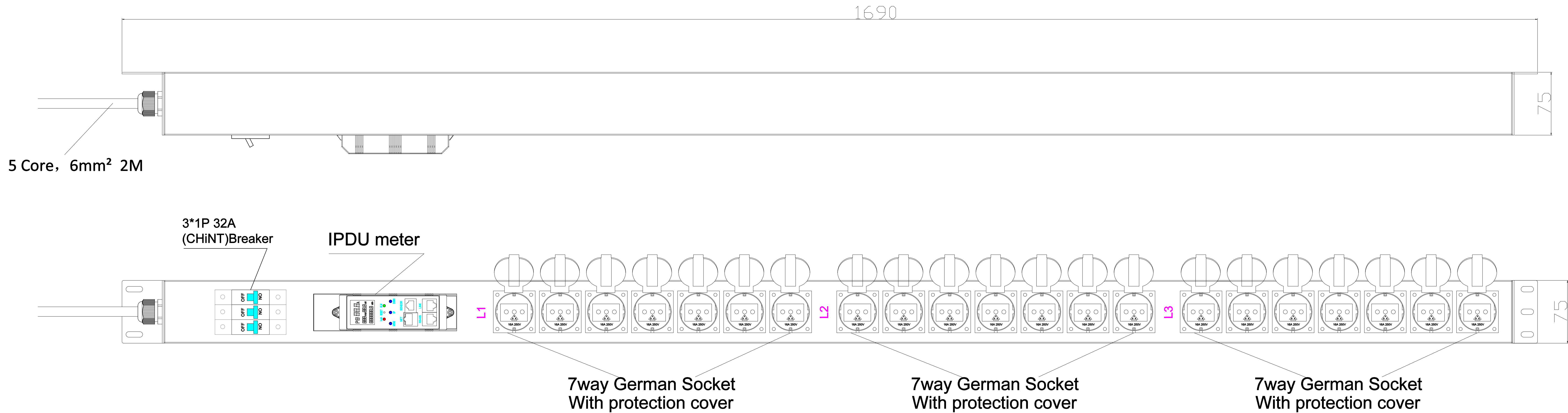


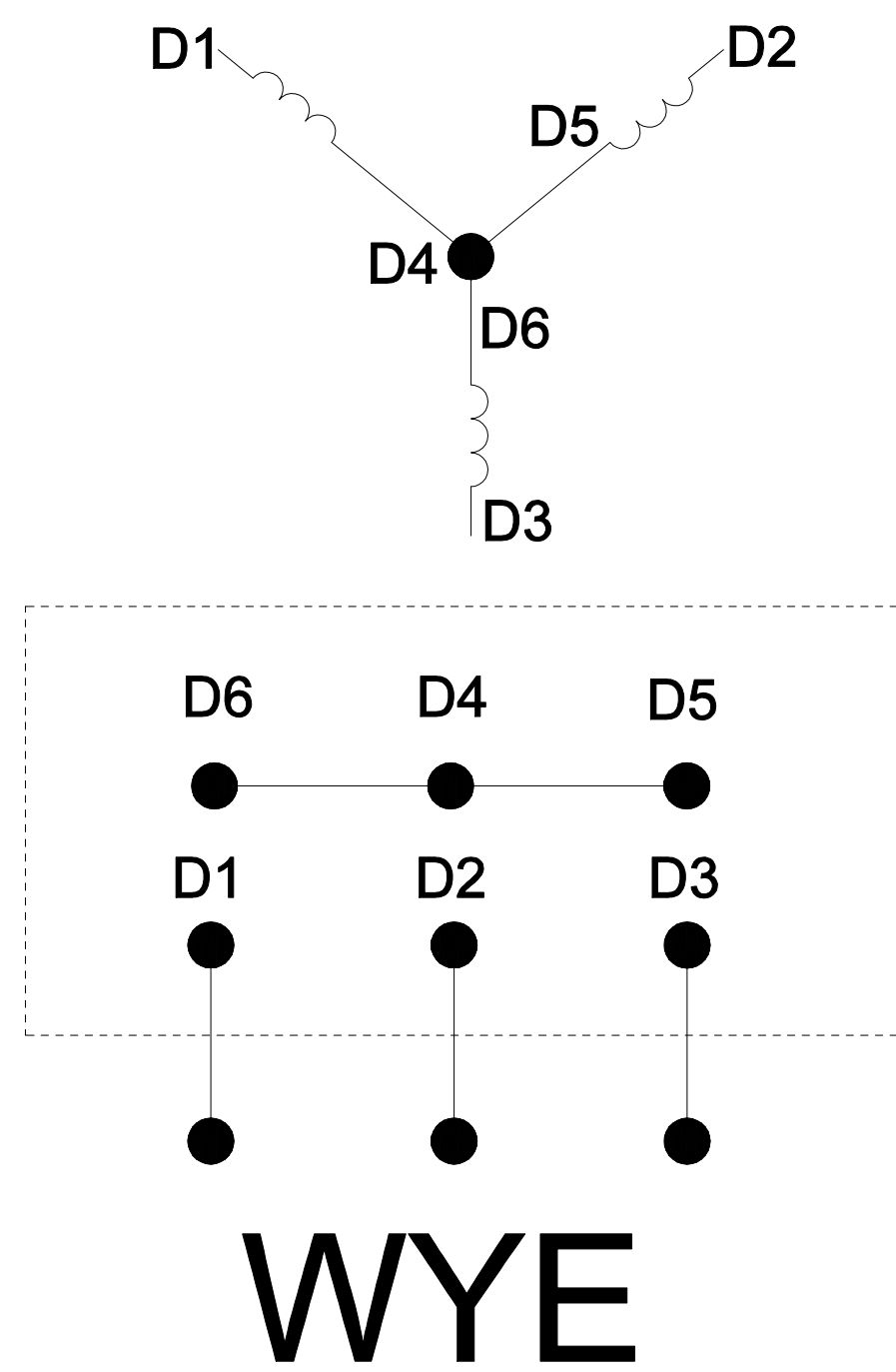
B



REV	ZONE	DESCRIPTION	DATE	DAWN



- 1, Shell Material:1.2SGCC Color: Black powder
2,Input Voltage: 380-433Vac,WYE, 3N~,50/60 Hz,1Class I
3,Output Voltage: 220-250Vac (Y形接法)
4,Max current: 30A
5,Input wire specification: 5 Core, 6mm² 2M
6,Input Plug: NI
7,Output socket: 21*German Socket Rated: 250V 16A
8,Internal wire: Main wire 6mm², Branch line 1.5mm²
10,Intelligent control: IPDU Meter,



WYE

注：德标模块芯子外购，带保护盖子

Upper incoming line, vertical installation
Pictured third angle, scale: 1:1, Unit: mm

UNLESS OTHERWISE SPECIFIED: DIMENSIONS ARE IN MM, GENERAL TOLERANCE:			THIS DRAWING SHOWS ALL PRODUCT DIMENSIONS DO NOT SCALE DRAWING		东莞市欧伦特电子五金有限公司 DongGuan Orient Electronics & Metal Co.,Ltd					
0~50	±0.05	ANGULAR ±0.5°	FINISH:	TITLE: 15位德标-三相-IPDU-带线						
50~200	±0.10			QUANTITY/UNIT: MM	SIZE A4	MODEL NO.	DWG NO.	REV 4		
200~	±0.20									
DRAWN Jonly		DATE 2022-08-10		MATERIAL:					SCALE 1	SHEET 1 OF 1
CHECKED		DATE								
APPROVED		DATE								